



Year 10 Life Programme

P1 and P2 Monday 25th September 2023

What Are We Going to Cover Today?

Share and talk about Life Programme Journey Map

Life Programme Careers Journey Map

**Careers Personal Guidance
Mrs Walker Careers Leader**

2. What are your Next Steps and Choices after Year 11? (20 mins)

3. Year 10 Work Experience – Details and sign up to Unifrog (50 mins)

4. Morrisby – Your account & how to track ALL your activities (10 mins)

5. Springpod and Virtual work experience to take part in to ENHANCE your CV (20 mins)





Part 1 (10 mins)

Class Sharing and Discussion

Life Programme Journey Map

AND

Life Programme Careers Journey Map

Careers Personal Guidance

Mrs Walker Careers Leader Introduction



Life Programme Journey Map at Wilmington Grammar School for Boys

Year 7-9 receive timetabled fortnightly lessons. Year 7-11 have one Drop Down session per term.

(Careers Curriculum is in a separate Journey Map)

Ready for your post-16 education / career

Term	Topic
1	Introduction to RSE—gender identity, different types of relationships and how to establish and maintain healthy relationships.
2	Legal and Illegal substances and the law —introduction to cannabis and alcohol with an educational performance from the Daniel Spargo-Mabbs Foundation.
3	Citizenship—students will build upon their knowledge of British Values, which WGSB's PRIDE values are based on, and consider crime and society.
4	Citizenship and Equality—specifically on charity at both a local and national level.
5	Internet safety—the media and positive body image, considering the effects on mental and physical health.

Year 8

Term	Topic
1	RSE continued—healthy adult relationships and the different types of families.
3	Adult Physical and Mental Health
5	Building for the Future—post-16 life, career and / or education.

Year 11

Year 7

Term	Topic
1 and 2	Transition to Secondary— how to conduct themselves at a secondary level, embed routines, practice self-discipline whilst also considering, trust and community, self-control and rules and expectations.
3	Staying safe online and offline—with a specific focus on the benefits and dangers of social media.
4	Citizenship—specifically how to be a good citizen and understanding and practicing the British Values and our School PRIDE values. Students will gain an understanding of Britain's political system and the function of parliament.
5	Equality in Careers and Education—The timetabled lessons will compliment the Careers Focus for the Drop Down session.
6	Puberty—ensuring students understand how to lead a healthy lifestyle and understand the physical changes they will be experiencing.

Year 9

Term	Topic
1	Illegal substances—includes Volatile Substance Abuse and a contrasting Drop Down session on healthy lifestyles.
2	Consent and intimate and safe relationships—the impact of the media and the internet on relationships.
4	Global Citizenship— human rights in the UK and across the world.
5	Introduction to Extremism and Terrorism—both left and right wing, against the background of British Values.
6	Basic First Aid—students understand how to safely conduct themselves inside and outside of school and the workplace.

Year 10

Term	Topic
2	RSE continued—healthy and safe intimate relationships and the negative effects the media and online content can have.
3	Knife Crime and Gang Culture in the UK—helping students make safe and healthy choices as they mature.
5	Legal and Illegal Substances—specific focus on equality and the community.
6	Extremism and Terrorism—both left and right wing, against the background of British Values.

Welcome to the start of your secondary school Life Programme journey...





Life Programme Careers Journey at Wilmington Grammar School for Boys

Year 7-9 receive timetabled fortnightly Life Programme lessons. Year 7-11 have one Life Programme Drop Down session per term

Ready for Your Next Destination
 ⇒ University or Gap Year
 ⇒ Apprenticeship or Workplace

Year 9	
Term	Student Experience
3	Life Programme Dropdown Next Steps & GCSE options? Linked to choices of further study & career options. Careers Guidance Meeting slots available with Careers Leader for students wanting more support On going 1:1 guidance meetings for students on request
6	Life Programme Careers Morning Employers Event and Curriculum Careers Week

Year 11	
Term	Student Experience
1 & 2	Next Step letter home & Distribution of Kent Next Steps Magazine November Life Programme Drop Down Next Steps post year 11 Opt in (or referral) to Year 11 1:1 Careers Guidance meetings with Careers Leader November, December and January
3	SLT Interviews ALL Year 11 Students in January Careers Leader offers On request 1:1 Careers Guidance meetings for students following SLT interviews Additional support for students wanting to apply for apprenticeships
4 & 5	Careers Leader offers Ongoing support to Year 11 students on changing A level choices, post 16 applications and interviews Supports Students on GCSE results day.

Year 13	
Term	Student Experience
1 & 2	On request (and referral) 1:1 Careers Next Steps meeting with Careers Leader - university and course choices, personal statements and apprenticeships
3 & 4	Careers Leader on going support for Not Going To Uni students and Apprenticeship Academy for students Assembly on Next Steps for University – how to make decisions, student finance and accommodation
5	Careers Leader on going support for all Year 13 students

Year 7	
Term	Student Experience
5	Life Programme Careers Dropdown – Launch of Morrisby Careers Platform
6	Life Programme Careers Morning Employers Event and Curriculum Careers Week

Year 10	
Term	Student Experience
1	Life Programme Dropdown Work Experience and virtual work experience options
4	Launch of £25 full profile Morrisby to all students Life Programme Drop Down Morning Computer Rooms Student Analysis of their Morrisby Profiles
5&6	All Year 10 students have a 1:1 Careers Guidance Meeting starting with their Morrisby Profile. Discuss Next Steps with Careers Leader or Morrisby Advisors
6	ASK Apprenticeships Assembly Life Programme Careers Morning Employers Event and Curriculum Careers Week Year 10 Work Experience Monday 8th July to Friday 12th July 2024

Year 12	
Term	Student Experience
1	Support if changing A level choices using Year 12 SACU Careers quiz & Morrisby as required
2	Launch Assembly Year 12 Work Experience Next Steps Form completed informs Careers Support
3 & 4	Face to face 1:1 Next Steps Support Interviews with Careers Leader or external advisor for ALL of Year 12
5 & 6	On request additional Year 12 1:1 Guidance Meetings
6	Year 12 Futures Week Work Experience Preparation Work Experience 2 weeks wc 8th July 2024

Year 8	
Term	Student Experience
3	Life Programme Drop Down Morrisby Strengths and Future Career Choices . Starting to think about GCSE Options and Challenging Stereotypes in the Workplace
6	Life Programme Careers Morning Employers Event and Curriculum Careers Week

Welcome to the start of your secondary school Life Programme career journey...



I am Here To Help With Your Next Steps and Future Career Options

Mrs Walker Careers Leader



twalker@wgsb.co.uk

The Careers office is in the 6th form centre at the back (by the tennis courts) you are allowed to come in and find me or **EMAIL** me for an appointment

Year 7 & 8

If you really want an appointment, then please talk to your Form Tutor and they can contact me

Year 9

You will all be offered appointments with me when you are choosing your GCSE Options

Year 10

All Year 10 will have a 1:1 meeting with myself or a Morrisby Careers Advisor after Easter

Year 11

You can come and see me or email me anytime for advice and help with your Next Steps.

You will also have priority appointments you can book with me available in November, December and January.



Part 2 (20 mins)

What are your Next Steps and Choices after Year 11?



Do you know what your Next Steps and Choices are for you after Year 11?

Class Discuss /Brainstorm



Your Next Steps After Year 11

Education

- Stay at 6th form here and take 3 A levels
- 6th form elsewhere and take 3 A levels or BTEC subjects
- Go to college and study within ONE area / vocational subject which are usually BTEC's

Education and Work

- Combination of work and study (usually at a local college) which are often apprenticeships or traineeships
- T Levels new courses equivalent to 3 A levels at college.
(A mixture of classroom learning & 45 days unpaid work experience)

Class Discussion – What are the PROS and CONS of each option?

What Are The Different Apprenticeship Levels?

Options after Year 11

Advanced Apprenticeships also called **Level 3** Apprenticeships which will give you a qualification equal to A levels. This will take you around 2 years to complete.




Options at 18 are:

Higher Apprenticeship also called **Level 4** apprenticeships which will give you a Foundation Degree Qualification which is equivalent to Year 1 or 2 of university. This will take you around 3 years.

Degree level Apprenticeship also called a **Level 6** Apprenticeship. Level of study is equivalent to university (and is often linked to a university) or professional qualifications (for example in accountancy or law). This will take you around 5 years to complete.






➤ Year 10 study forms a major part of your success at GCSEs






➤ Your Year 10 exams form part of your Year 11 GCSE Predicted Grades which then allow you to apply and be accepted at 6th Form or your chosen next step



➤ Application to 6th Form and Colleges is Christmas in Year 11



➤ All Year 10 students will have the opportunity to pay £25 for a full Morrisby Profile to guide their future choices



➤ All Year 10 students will have a 1:1 meeting with a Careers Advisor to help them make the best futures choices for them

Entry Requirements to Join WG6

All students joining Year 12 will have completed their GCSE courses and from a **maximum of 8 GCSEs** must have achieved:

- a **MINIMUM** of 46 points from your BEST 8 GCSE's (average 5.75 over 8 subjects)
- **at least a grade 5 in both English Language AND Mathematics**
- And meet the specific A level subject entry requirements

Most A Level courses have specific entry requirements [please refer to WG6 Curriculum Booklet](#). (see screen shot on the next page)

A Level Courses	Subject Entry Requirements (additional to Standard Entry Requirements)	Page:
Art & Design	Grade 9-6 in Art GCSE or Art / Design GCSE	8
Biology	Grade 9-7 in Combined Science or Grade 9-7 in Biology and Grade 9-6 in Mathematics	9
Business	Standard entry requirements	10
Chemistry	Grade 9-7 in Combined Science or Grade 9-7 in Chemistry and Grade 9-6 in Mathematics	11
Chinese	Standard entry requirements and Grade 9-7 in GCSE Chinese (Spoken Mandarin)	12
Computer Science	Grade 9-6 in GCSE Computing. Students who only have Level 2 ICT qualifications will not be accepted onto the course.	13
Economics	Grade 9-6 Mathematics AND English Language or Literature. GCSE Business Studies or Economics is useful, not compulsory and Grade 9-6 if taken.	14
English Literature	Grade 9-6 in English Language or Literature.	15
Extended Project Qualification	Standard entry requirements	16
Forensics & Criminal Investigation (Level 3)	Standard entry requirements	17
French	French GCSE Grade 9-6	18
Geography	Geography GCSE Grade 9-6	19
Politics	Grade 9-6 in GCSE English Language or Literature	20
History	History GCSE Grade 9-6	21
Law	Standard entry requirements	22
Mathematics	Maths GCSE Grade 9-7	23
Further Mathematics	Grade 9-8 in GCSE Mathematics (higher tier) and be studying A Level Mathematics	24
Media Studies	Standard entry requirements.	25
Photography	Standard entry requirements plus portfolio.	26
Physical Education	Grade 9-6 in English Language/Literature, one Grade 9-6 in Science, a Grade 9-6 in GCSE Physical Education	27
Physics	Grade 9-7 in Combined Science or Grade 9-7 in GCSE Physics and Grade 9-7 in Mathematics	28
Professional Construction Practice (Level 3)	Grade 9-6 in Mathematics. Desirable to have studied GCSE DT or equivalent course and at Grade 6 or above if taken.	29
Psychology	Grade 9-6 in English Language, Grade 9-6 in Mathematics and Grade 9-6 at least one Science GCSE.	30
RS: Philosophy & Ethics	Grade 9-6 in English Language or Literature or RS	31
Sociology	Grade 9-6 in English Language or English Literature	32
Spanish	Spanish GCSE Grade 9-6.	33



Part 3 (50 mins)

Year 10 Work Experience

Monday 8th July to Friday 12th July 2024

Year 10 Work Experience

Monday 8th July to Friday 12th July 2024

It is YOUR responsibility to find work experience

- Use all your contacts – family and friends (you can go with a parent)
- Email / write to companies and knock on doors!
- Primary Schools, local charity shops and sports centres are good
- We do not approve work placements with sole traders (unless they are a member of your family)
- You are NOT paid for work experience

Think outside of the BOX!

Wherever your parents work there often be finance teams / IT teams, law specialists, HR, catering.....



Networking Exercise

STEP ONE

Write down the names of up to 5 people you know.. (parents, aunts, uncles, older siblings, friends of the family)

What is their job?

What company do they work for?

WRITE IT DOWN (GNB)



STEP TWO

Now spend a few minutes thinking about the type of work experience you would like.....

the type of sector / area / company you would like to go to

WRITE IT DOWN (GNB)

STEP THREE

Can someone on your list help?

Is there anyone else you can think of who might be able to help?

Write down their names and jobs they do / company they work for (GNB)



Networking Exercise

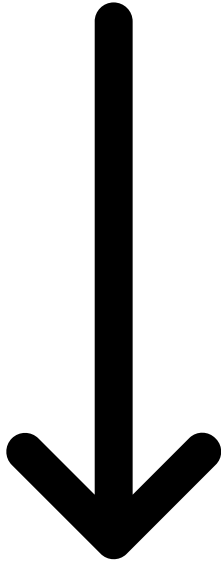


Please **put up your hand** if you think there is no one on your list that you think can help you find work experience that you want?

Please tell the class what sector / area / company you are wanting to find work experience in.....

Is there anyone in the class who has written down a contact that might be able to help them?

TALK to each other outside of class and share contacts between you



Year 10 Work Experience Key Dates

Work Experience is Monday 8th July to Friday 12th July 2024

Deadline 1 - Thursday 28th March 2024

Find Your Placement, employer has confirmed it and add to Unifrog

Deadline 2 - Monday 15th April 2024

All parents and employers to have completed their forms in Unifrog

Final Deadline Friday 24th May 2024

Mrs Cast to have All Checks Completed and placements agreed



Emailing an Employer

You might have to contact an employer **by email** when you ask for a work experience placement. Read the example on the right.

Discuss with the person next to you:

- What's **good** and **bad** about the email?
- How would you improve it?

To: hello@StarkIndustries.com

Subject: Please can I join The Avengers for work experience

Hi Mr Stark,

My school has said that I have to do work experience. Do you think The Avengers would let me join?

If that would be cool to with you, just email back soon.

Cheers,
Loki



Emailing an Employer

To: hello@StarkIndustries.com

Subject: Work experience

Dear Mr Stark,

My name is Peter Parker, and I am a student at Midtown High School.

My interest in work experience with the Avengers was sparked when I visited your laboratory in Malibu, where I got to see your inventions. I have worked very hard to develop my teamwork skills and spider sense.

I feel that with some guidance, I would be a great addition to the Avengers team.

I am looking to do some work experience between the dates of 10-24th February, to help develop my competencies and start to learn how to protect Earth.

Do you have any spaces for work experience students at that time? I have attached a copy of my CV for your records.

Yours sincerely,
Peter Parker





Activity: write your draft employer email



Use this format to write a draft email to an employer and save it.



Always use **YOUR SCHOOL EMAIL ACCOUNT.**



- **Paragraph 1:** introduce yourself, what year you are in, and the school or college you go to and that you are enquiring about work experience for 1 week Monday 8th July to Friday 12th July 2024



- **Paragraph 2:** Say a little about why you're interested in the industry.

- **Paragraph 3:** You could also mention what your favourite or best GCSE subjects are and any hobbies or interests you have



- **Paragraph 4:** politely ask if they might be able to offer you work experience and that you would be happy to meet them to discuss this if required.



Please attach your CV if you have one.



Contacting employers by phone or in person

- You may have to contact an employer over the phone or see them in person when you're arranging WEX.
- It's important to still have a pre-organised plan, as you would when sending an email.
- ***Can you think of any top tips you would give a friend if they were calling an employer about work experience?***
- ***Or Going in to see them in person?***



How to Find Work Experience

- [Please watch this 2 minute VIDEO](https://cdn.unifrog.org/video/3e1hdb6o8/480.mp4)
<https://cdn.unifrog.org/video/3e1hdb6o8/480.mp4>
- Use GOOGLE - eg Google "Accountancy Firms in Dartford" - and then find the company CONTACT details and email them or go and see them in person.
- **Spend 5 minutes now using GOOGLE to find 10 companies you could email this week and ask for work experience.**
- For ideas on work placements specific to each industry, take a look at the Unifrog *Get on the ladder* series of Know-how guides, such as Get on the ladder: science, Get on the ladder: writing, editing, and publishing, and Get on the ladder: financial services. See all the guides in the Series here.

How to Find Work Experience – Some Tips!

- History and Classics: museums, archive offices, National Trust sites, and archaeological digs
- Art and Design: galleries, workshops, branding departments, and architectural firms
- Drama and Performing Arts: talent agencies, local theatres, local events spaces, and drama departments in schools
- English and Modern Languages: foreign language classes, translating companies, local newspapers and radio stations, broadcasting companies, libraries, publishing houses, advertising agencies, blogs, and local councils
- Physics, Astronomy, Chemistry, and Engineering: water works, research and development departments at a local factory, energy/oil/gas companies, local pharmacies, local airports or aerodromes, local astronomy observation centres, automobile and aviation manufacturers, and science museums
- Medical Sciences and Human Biology: pharmaceutical companies, dental practices, nursing homes, local hospitals, GP or walk in clinics, opticians, chiropractors, and podiatrists
- Computer Sciences: app development companies, IT security companies, programming companies, tech start-ups, and school IT departments
- Maths: finance departments, accounting firms, insurance firms, tax firms, HR departments, banks and building societies
- All subjects: primary schools, local newspapers and magazines, local societies or study groups, supermarkets, department stores, libraries, local councils and leisure centres





While there is no 'one way' to write a CV, there are a couple of elements that most CVs always have:

- **Length:** no longer than two sides of (white) A4 paper, typed (not including your cover letter).
- **Font:** black, between size 10-12, and a sensible type such as Arial or Times New Roman.
- **Layout:** simple and clear, using headings, formatting (bolding, italics, underlining), and spacing to structure the information.
- **Tip:** edit it in Microsoft Word (or equivalent), and once it's finalised, save and send it as a PDF.

What do I put on my first CV?

- ✓ Your CV needs to be skills-based rather than experience-based.
- ✓ This means highlighting key skills you've picked up in other scenarios which you can transfer to a workplace.
- ✓ Common skills that are often asked for include working as part of a team, meeting deadlines, solving problems, and being organised.
- ✓ You can also add your GCSE subjects and which you are good at / like and why and your hobbies and interests
- ✓ **You can also add Virtual Work Experience and any online courses you might have taken**



Your First CV

Some Basic Don'ts !

Don't save it under an odd filename, such as

John_Smith_CV_CopyCopyRealOn
e4.doc.

Don't include a photo unless it's specifically asked for

Don't send it without doing a thorough check for spelling, punctuation, and grammar

Some Useful Free CV Templates

Go into Microsoft Word and Click – New Document

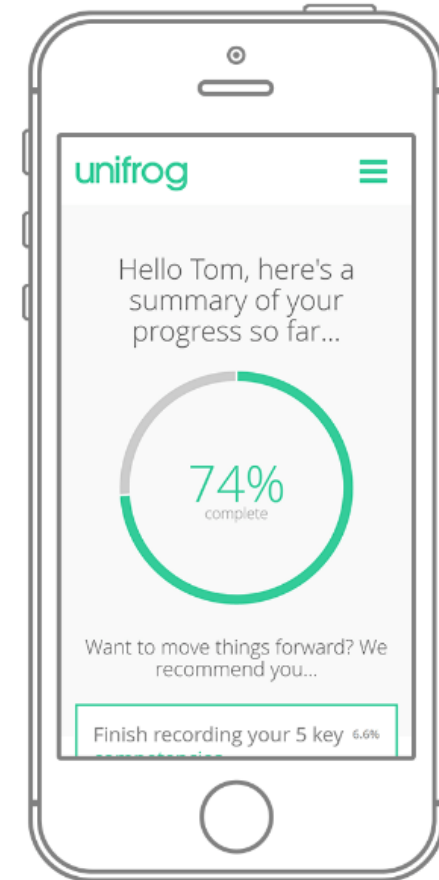
Type “resume” in search for online templates box

Pick and Template and Write Your CV!



Introducing The Unifrog Platform

- For Year 10 we are going to be using it for the work experience placement tool. Please watch this 2-minute summary video <https://cdn.unifrog.org/video/hfxcu5f6a6/480.mp4>
- Please DO NOT log your Virtual Work Experience placements on here – just your in-person school 1 week placement
- Your In-school work experience co-ordinator is MRS CAST
- You can also use the platform for lots of other things in your own time.



This is What It Looks Like - Placement Tool

ACCESS ALL THE TOOLS BELOW
Exploring pathways

Interests profile
✕ Quiz not taken

Start >

Personality profile
✕ Quiz not taken

Start >

Work environments profile
✕ Quiz not taken

Start >

Careers library
✕ Careers favoured

Go to tool >

Subjects library
✕ Subjects favoured

Go to tool >

Know-how library
✕ Guides favoured

Go to tool >

Webinars
Hear directly from the experts

Go to tool >

Read, Watch, Listen
✕ Profiles favoured

Start >

Placements
✕ No placements added

Go to tool >



Unifrog – The Forms and Process

Unifrog

Scheduled for: **19 November 21 - 19 November 21** Type: **In person**

[Comment +](#)

[Convert to Interaction >](#)

- ① **Student initial form** Completed on 18 November 2021 [more v](#)
- ② **Employer initial form** Completed on 18 November 2021 [more v](#)
- ③ **Parent / Guardian agreement** Completed on 18 November 2021 [more v](#)
- ④ **School permission** Completed on 18 November 2021 [more v](#)
- ⑤ **School during-placement check-in** Completed on 16 December 2021 [more v](#)
- ⑥ **Employer review form** Completed on 20 November 2021 [more v](#)
- ⑦ **Student reflection form** Completed on 20 November 2021 [more v](#)



When you have found a work placement, and it is CONFIRMED by the employer click **ADD NEW PLACEMENT**



0 placements added so far

Only add a placement **after** you've been in contact with the employer, and they have agreed to host you.

[+ Add new placement](#)

This then leads to the Student Initial Form

Make sure your fill in the details carefully

Only log your school in person work experience

You must ensure the employer and parent email address is correct





Student initial form



- School placement coordinator name

- Name of business / organisation

- Start and End dates

- Employer placement lead name and email address

- Placement address

- Is this the workplace where you'll be based throughout the placement?

- Will you live at home as normal during the placement?

- How will you travel to and from the placement?

- Do you have any special needs, illnesses or injuries that may affect your placement? (the answer to this question is kept confidential from the parent / guardian)

- Parent / guardian (who must also be your emergency contact) name and email address

- Do you agree to abide by confidentiality, safety, and absence rules?





PLEASE WATCH THIS 6-minute Summary VIDEO

<https://www.loom.com/share/77ea6253740441df8cb12d9406cb4233?sid=d0ccbf81-777a-4c8d-9d62-059cddd7a2fd>

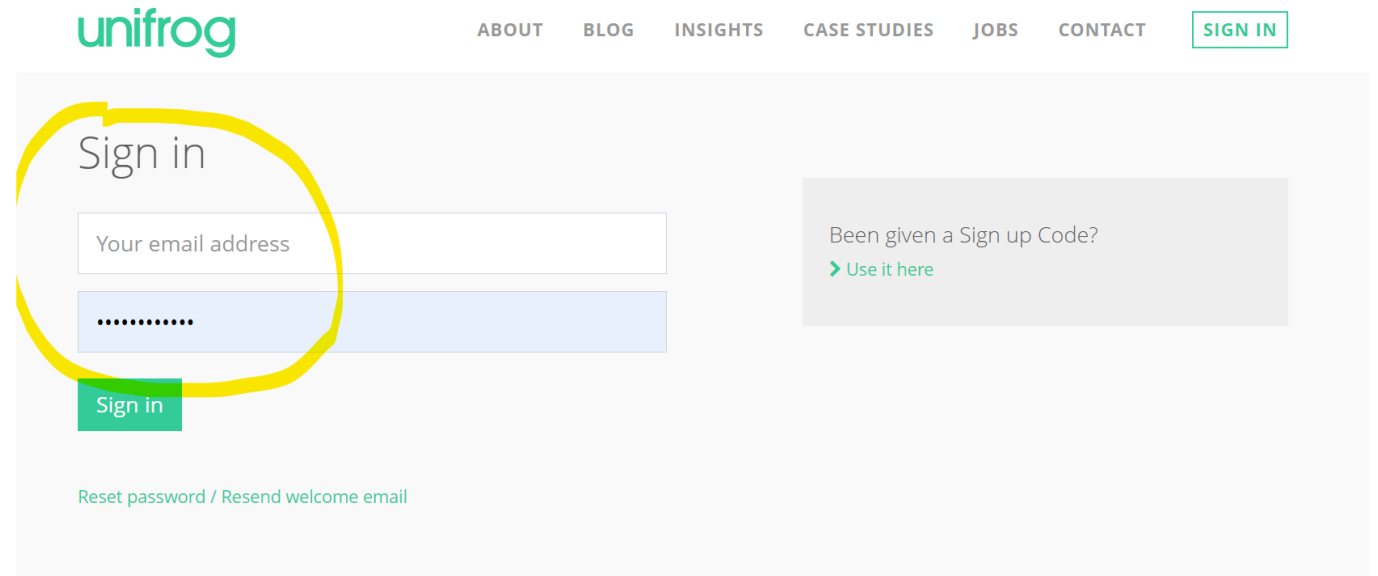
Can any students without a device please go now to work with Mrs Walker in DT6.

(Form tutors please email Mrs Walker to let her know who is coming)



Please check your school email for a WELCOME email from Unifrog

Please follow the
instructions on
how to sign in
and make an
account



unifrog

ABOUT BLOG INSIGHTS CASE STUDIES JOBS CONTACT [SIGN IN](#)

Sign in

Your email address

.....

Sign in

[Reset password / Resend welcome email](#)

Been given a Sign up Code?
[Use it here](#)

Please Check that you can find and know where the Placement Tool is



This is What It Looks Like - Placement Tool

ACCESS ALL THE TOOLS BELOW

Exploring pathways

Interests profile
✕ Quiz not taken

Start >

Personality profile
✕ Quiz not taken

Start >

Work environments profile
✕ Quiz not taken

Start >

Careers library
✕ Careers favoured

Go to tool >

Subjects library
✕ Subjects favoured

Go to tool >

Know-how library
✕ Guides favoured

Go to tool >

Webinars
Hear directly from the experts

Go to tool >

Read, Watch, Listen
✕ Profiles favoured

Start >

Placements
✕ No placements added

Go to tool >





Part 4 (10 mins)

Access Your Morrisby Careers Platform

Access Your Account & Parental Access



Logging into Morrisby

www.Morrisby.com

We have a new look. Feel free to explore, or just **log in** as normal

Your Future Starts Here

Careers education, information, advice and guidance for schools, careers organisations and individuals.

[Explore our solutions](#)

This website uses cookies to ensure you get the best experience

[Dismiss](#)





Morrisby

Your career journey starts here

Login

Sign Up

Forgotten Login

Morrisby Pay

Username or Email

Username or Email is required

Password

Password is required

[Forgotten your login?](#)

Log In

Forgotten your Morrisby password?

Please click “Forgot My Login” and enter your email address and it will email you and then you can enter a new password.

OR

Your Form Tutor can create a recovery code for you using their account in Morrisby Manager





Parental Access

You can invite a parent/guardian to access your account. They will have access to the same features as you, but cannot take any questionnaires or assessments. They cannot update any of your questionnaires and assessments or make any changes to your account, but it will help them to chat with you about your aspirations.



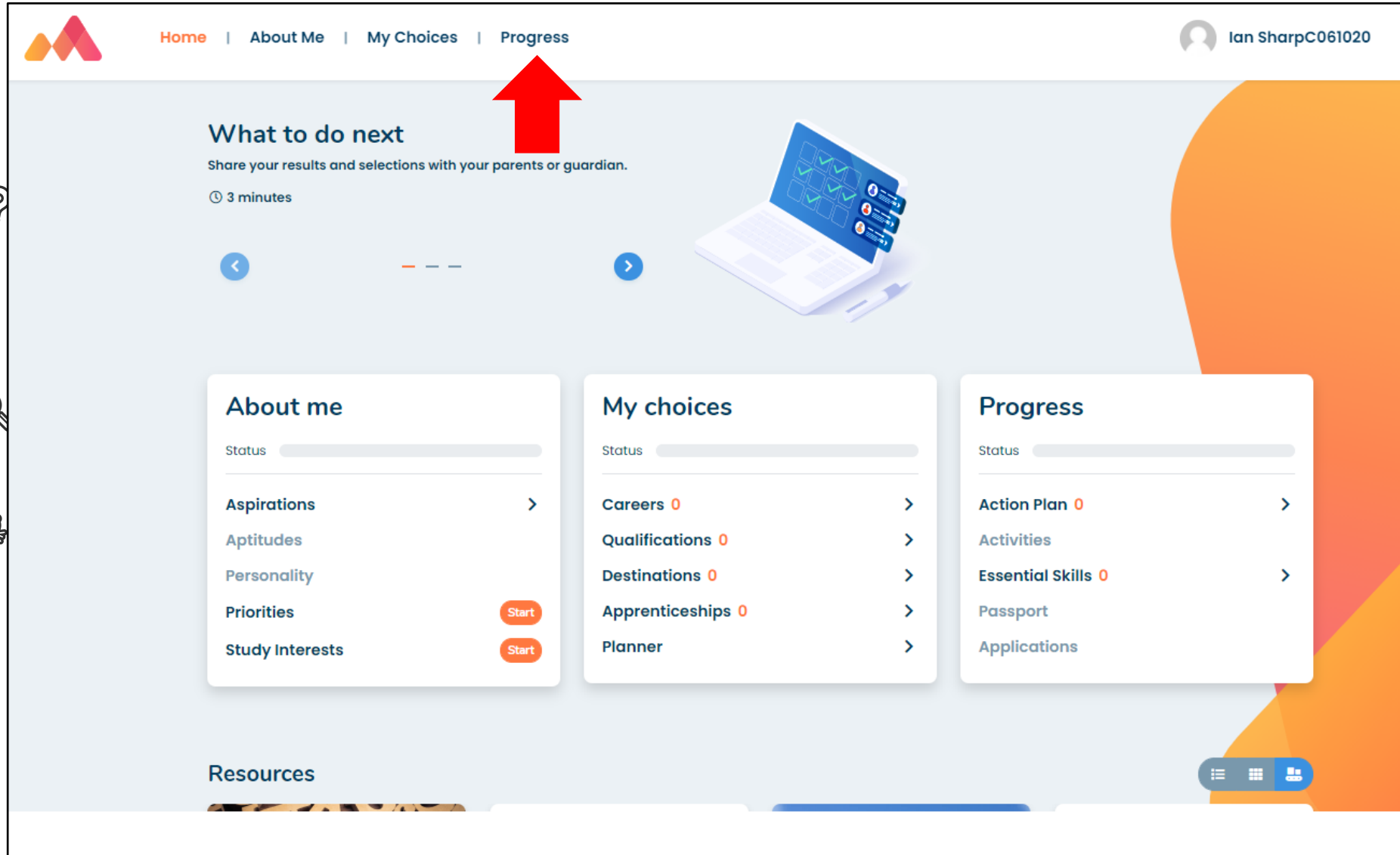
Logging an ACTIVITY in Morrisby such as Virtual Work Experience

Please watch this 2 minute Morrisby
My Progress Video

<https://youtu.be/dsLrFOaXdqk>



Homepage > Select PROGRESS



The screenshot shows a user interface for a student progress dashboard. At the top, there is a navigation bar with the following items: Home (highlighted in orange), About Me, My Choices, and Progress. A red arrow points to the 'Progress' link. On the right side of the navigation bar, there is a user profile icon and the name 'Ian SharpC061020'. Below the navigation bar, there is a main section titled 'What to do next' with the subtitle 'Share your results and selections with your parents or guardian.' and a timer icon indicating '3 minutes'. To the right of this section is an illustration of a laptop displaying a checklist. Below the main section, there are three white cards: 'About me', 'My choices', and 'Progress'. Each card has a 'Status' bar and a list of items with 'Start' buttons. The 'Progress' card is highlighted with a blue border. At the bottom of the dashboard, there is a 'Resources' section and a mobile navigation menu.

Home | About Me | My Choices | **Progress**

Ian SharpC061020

What to do next

Share your results and selections with your parents or guardian.

3 minutes

About me

Status

- Aspirations >
- Aptitudes
- Personality
- Priorities **Start**
- Study Interests **Start**

My choices

Status


- Careers 0 >
- Qualifications 0 >
- Destinations 0 >
- Apprenticeships 0 >
- Planner >


Progress


Status

- Action Plan 0 >
- Activities
- Essential Skills 0 >
- Passport
- Applications

Resources


Action Plan


Activities


Essential Skills

Create new goal



No Goals added



Me | My Choices | **Progress** | Locker

Currently Viewing
Sample Year 10 (Profile) Student



Action Plan



Activities



Essential Skills

Log Activity



No Activities Planned

Log Activity [Close]

Title

Description

Activity type

Activity start date

Activity finish date

Activity duration
Days: Hours: Minutes:

Evidence
Maximum file upload size is 4MB

Which Skills did you exercise in this activity?
 Listening Speaking

Please start to log your activities that you might want to add to your CV

This can be virtual work experience

Online courses

Positions of responsibility within or outside school

Duke of Edinburgh

LOG ONE ACTIVITY NOW



Part 5 (20 mins)

Springpod and other virtual work experience to take part in

Please log as ACTIVITIES in Morrisby

and ADD to your CV

Medic Mentor website and support also for VETS and DENTISTS

<https://medicmentor.co.uk/get-into-conferences/>

Sunday 1st October, 9am - 5pm is focused on "Communication and Fractures," presenting students with a unique opportunity

Registration Link: <https://alliedhealthmentor.org/product/live-virtual-work-experience-programme/>.

Students are awarded a Work Experience Certificate for every session they complete. Those who complete the full 5-month programme will be awarded a Highly Commended Reference.

These are fantastic additions to their CVs!

Places are £10 a session to cover administrative costs.



Let's set up your Springpod Account

Go to: <https://www.springpod.com/virtual-work-experience>

And GET Started (unless you already have an account)

Create your Account (using your school email)









And

SIGN UP for Virtual Work Experience Opportunities



Springpod Virtual WEX Opportunities

There are Virtual Work Experiences ON Demand – which you can do at any time. There are also programmes that run mainly during the school holidays – the next ones being October Half Term







 <p>Accountancy and Advisory Services MOORE KINGSTON SMITH GROUP SERVICES</p> <p>VIRTUAL</p> <p>Ready for a future that counts? Check out exciting career opportunities in accounting, business advisory services and beyond wit...</p> <p>Apply</p>	 <p>Routes into Rail NATIONAL SKILLS ACADEMY FOR RAIL</p> <p>VIRTUAL</p> <p>Eligibility criteria</p> <p>Discover the rail industry & diverse roles. Build strong foundations, explore careers & gain insights through a cumulative project.</p> <p>Apply</p>	 <p>Generation Logistics: The Business of Logistics GENERATION LOGISTICS</p> <p>VIRTUAL</p> <p>Experience Logistics & Transport with Generation Logistics: Ignite your career journey in this dynamic industry.</p> <p>Apply</p>	 <p>Early Careers with Wagamama WAGAMAMA</p> <p>VIRTUAL</p> <p>Eligibility criteria</p> <p>Discover Early Careers with Wagamama: Gain invaluable experience and launch your career in the vibrant hospitality industry.</p> <p>Apply</p>
 <p>Publishing Work Experience HACHETTE UK</p> <p>VIRTUAL</p>	 <p>Nursing & Midwifery Work Experience - North Cumbria NORTH EAST & NORTH CUMBRIA ICB</p> <p>VIRTUAL</p>	 <p>AHP Work Experience - North Cumbria NORTH EAST & NORTH CUMBRIA ICB</p> <p>VIRTUAL</p>	 <p>Healthcare Careers with Mid and South Essex ICB MID AND SOUTH ESSEX INTEGRATED CARE SYSTEM</p> <p>VIRTUAL</p>



Filter By



- TYPE
- STATUS
- LOCATION
- JOB SECTOR**
- ORGANISATION
- AGE RANGE
- START DATE

 ACCOUNTING, BANKING & FINANCE	 AGRICULTURAL & ENVIRONMENTAL	 ANIMAL CARE	 BUSINESS, ADMINISTRATION & CONSULTING	 CHARITY & VOLUNTARY WORK	 CONSTRUCTION & TRADES
 CREATIVE ARTS & DESIGN	 DIGITAL, IT AND COMPUTING	 EDUCATION & CHILDCARE	 ENERGY & UTILITIES	 ENGINEERING	 FASHION
 FMCG & MANUFACTURING	 GOVERNMENT & POLITICS	 HAIR, BEAUTY & WELLBEING	 HEALTHCARE & MEDICINE	 HOSPITALITY, CATERING & EVENTS	 LAW & LEGAL SERVICES
 MARKETING & COMMUNICATIONS	 MEDIA & FILM	 MILITARY & PROTECTIVE SERVICES	 MUSIC & PERFORMING ARTS	 PROPERTY & SURVEYING	 PUBLISHING & JOURNALISM
 RETAIL	 SALES & CUSTOMER SERVICE	 SCIENCE & RESEARCH	 SOCIAL CARE	 SPORT, LEISURE & TRAVEL	 SUPPLY CHAIN, TRANSPORT & LOGISTICS

Show 78 results



And lots more.....

