

**WGSB Life Programme**  
**Year 8 Computer Rooms**  
**Friday 20<sup>th</sup> January 2023**



# Summary of Dropdown Morning: Year 8

Approx Core Time 65 mins	Activity
5 minutes	Thinking Ahead – Your GCSE Choices
5 minutes	Impact GCSE choices can have on A level Choices and Future Pathways WG6 Entry Requirements and GCSE subject requirements
5 minutes	Please Watch This Morrisby Video (4 mins) <a href="https://youtu.be/h03Jp2DmsLc">https://youtu.be/h03Jp2DmsLc</a> Log into Morrisby.com – Please Check all students have given their parents access
30 minutes	Students to <b>RE-TAKE</b> their Aspirations (Interests) Questionnaire If <u>not taken</u> they can do the Priorities Questionnaire If <u>not taken</u> they can do the Study Interests Questionnaire
5 minutes	Students to Review Their Aspirations Profile Has this now changed given your new answers?
5 minutes	Student to look in MY CHOICES - are there New Career Choices to consider? Students to FAVOURTE Careers or add in one they are interested in
10 minutes	Students to pick ONE Career to look into in depth and explore the qualifications they might need and how this may impact their A level and GCSE Choices (and add into Morrisby)
Extra 5-10 mins	Alumni Videos and and More Morrisby Videos if needed at end of slide pack

# Your GCSE Option Choices in Year 9 – Thinking Ahead

Check do you **NEED IT?**  
How does it links to your **FUTURE CAREER PATH** and **UNIVERSITY COURSES**



**Making  
GREAT  
GCSE  
Choices**



Choose subjects you **ENJOY** – as you are more likely to be good at it



Choose subjects you are **GOOD AT** - make sure they suit your **skills and learning style**



# Your GCSE Option Choices Main Points

**You will still do PE as Core  
Non Exam Subject**

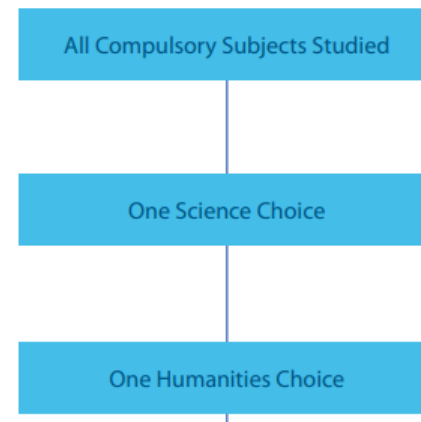
## The choices on offer:

### Compulsory Subjects

- English Language
- English Literature
- Mathematics
- Religious Studies
- Science
  - Triple Science (3 GCSEs)
  - Combined Science (2 GCSEs)

### Humanities - choose 1 from

- Geography
- or
- History



1. Your first decision should be if you want to take Triple or Combined Science. What are you good at and you enjoy? Triple Science should be taken if you want to take any of the sciences at A level
2. Then you can choose between Geography or History however you can pick both if you want to by using it one of your other choices

# Your GCSE Option Choices Main Points

## Open Choices - choose 3 from

- Art
- Business Studies
- Computer Science
- Construction and the Built Environment
- Design & Technology
- Food Preparation and Nutrition
- French
- Geography
- History
- Music
- Physical Education
- Spanish

Please note these choices may change by your time in Year 9

1. Then you pick 3 subjects
  1. Choose Subjects that **Interests You** and that you are **Good At**
  2. Consider which subjects are relevant for your **career path** - especially your possible A level choices
  3. If you **KNOW** your career or university course **check out the A level requirements**
2. Try and have **at least one subject you REALLY enjoy** having a creative, practical option is good for your mental well being.

# Requirements to Study Certain A level Subjects here in WG6

## WG6 Entry Requirements

### Entrance Qualifications

All students joining Year 12 will have completed their GCSE courses and from a maximum of 8 GCSEs must have achieved:

- a) a MINIMUM of 46 points
- b) at least a Grade 5 in both English Language and Mathematics
- c) the subject specific entrance requirements for those subjects they wish to study

If a student meets criteria a) and b) but not c) we may be able to offer an alternative programme of study. All courses being offered will run based on suitable demand.

## Class Discussion

Can you think of any A levels that you **MUST study at GCSE** to be able to take it at **A level**?

(Information On Next Slide)

# Let's look at the Requirements to study certain A level subjects here in WG6

**A level Physics** Grade 9-7 in **GCSE Physics** or Grade 9-7 in Combined Science and Grade 9-7 in Mathematics

**A level Biology** Grade 9-7 in **GCSE Biology** or Grade 9-7 in Combined Science and Grade 9-6 in Mathematics

**A level Chemistry** Grade 9-7 in **GCSE Chemistry** or Grade 9-7 in Combined Science and Grade 9-6 in Mathematics

**A level Psychology** Grade 9-6 in English Language/Literature, Grade 9-6 in Mathematics and Grade 9-6 at **least one Science GCSE**.

# Which A Levels Do You Need the Subject GCSE?

A level **Computer Science** Grade 9-6 in GCSE Computing

A level **Art** needs Grade 9-6 in Art GCSE

A level **Economics** needs Grade 9-6 Maths AND English. GCSE Business Studies is useful

A level **French** needs French GCSE Grade 9-6

A level **Spanish** needs Spanish GCSE Grade 9-6.

A level **Geography** needs Geography GCSE Grade 9-6

A level **History** needs History GCSE Grade 9-6

**Physical Education** needs Grade 9-6 in English, one Grade 9-6 in Science, a Grade 9-6 in GCSE Physical Education

**Professional Construction Practice** Grade 9-6 in Maths and GCSE DT/DBE Grade 6.





In Morrisby today you will be **RE-TAKING** your Aspirations (interests) questionnaire as this **changes as you get older.**

You may also have time to complete some of the other questionnaires.

This information can then **CHANGE** the career choices and you can explore those today.












# Please Watch This Morrisby Video (4 mins)

<https://youtu.be/h03Jp2DmsLc>

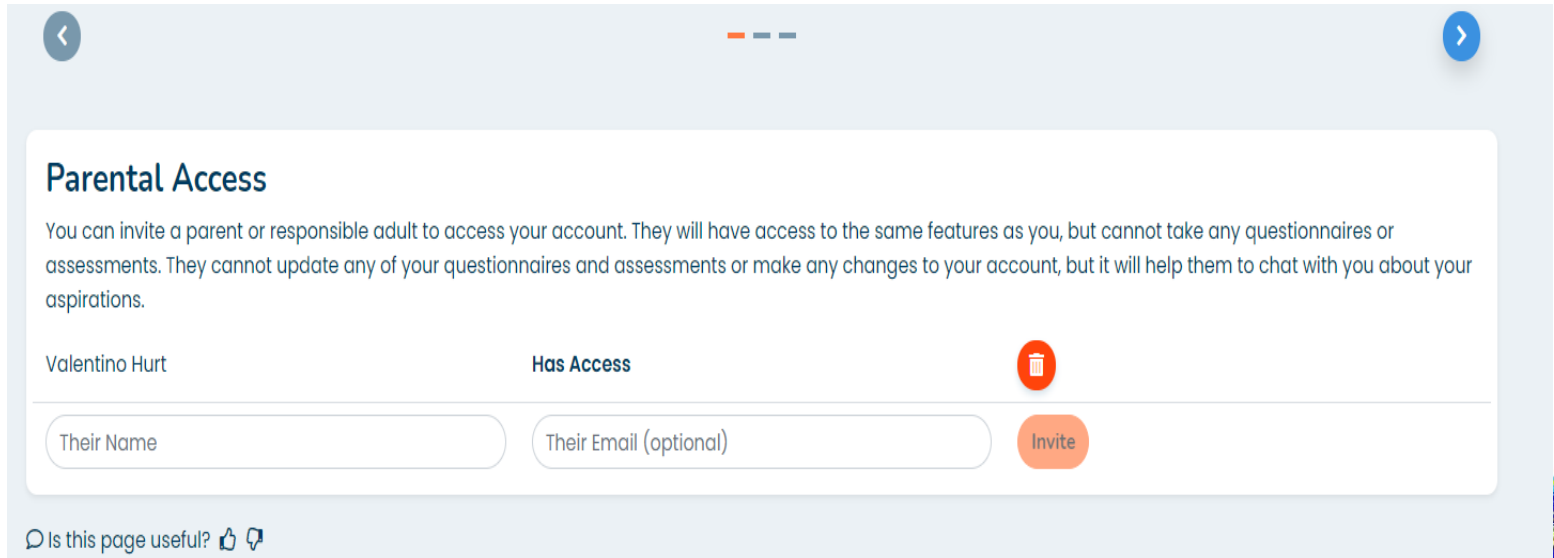
# Students Please Log into Morrisby.com

## Forgotten your Morrisby password?

- Please click “Forgot My Login” and enter your SCHOOL email address and it will email you and then you can enter a new password
- The students listed to the RIGHT have been sent an INVITATION email from Morrisby which they can use to log on
- Any major issues your teacher should contact Mrs Walker

<input type="checkbox"/>	 Runglail, Ishaan
<input type="checkbox"/>	 Venkatesh, Arjun
<input type="checkbox"/>	 Ibukun, Sunmisola
<input type="checkbox"/>	 Kajzer, Martin
<input type="checkbox"/>	 Whipp, Vinny
<input type="checkbox"/>	 Al-Amin, Ayat
<input type="checkbox"/>	 Carran, Kamal
<input type="checkbox"/>	 Girma, Yohannes
<input type="checkbox"/>	 Palmer, Preston
<input type="checkbox"/>	 Stevens, Thomas
<input type="checkbox"/>	 Mohammed, Ayomide


Have you given your parents access to your Morrisby account?  
If you are happy to please do this now.  
It's a the bottom of your Morrisby Homepage





The screenshot shows a mobile interface for 'Parental Access'. At the top, there are navigation arrows and a hamburger menu icon. The main heading is 'Parental Access', followed by a paragraph explaining that parents can be invited to view the account but cannot interact with it. Below this, a table lists a parent named 'Valentino Hurt' with the status 'Has Access' and a trash icon. At the bottom of the table are two input fields: 'Their Name' and 'Their Email (optional)', and an 'Invite' button. A feedback prompt 'Is this page useful?' with thumbs up/down icons is at the very bottom.

**Parental Access**

You can invite a parent or responsible adult to access your account. They will have access to the same features as you, but cannot take any questionnaires or assessments. They cannot update any of your questionnaires and assessments or make any changes to your account, but it will help them to chat with you about your aspirations.

Valentino Hurt	Has Access	
----------------	------------	---

Is this page useful?  

# Please Go to the About Me Section



## About Me

Status



Aptitudes



Aspirations



Personality



Priorities




Study Interests



## My Choices

Status



Careers 1



Subjects 0



Destinations 0



Apprenticeships 0




Planner



## Progress

Status



Action Plan 0



Activities 0/1



Essential Skills



Passport



Applications



# Go to the “About Me” section

Please **RE-TAKE** your **Interests questionnaire** – it should take no longer than 15 minutes

The screenshot displays the 'About Me' section of the MyISG Life Program. The navigation bar at the top includes 'Interests', 'Work Style', 'Workplace', 'Priorities', and 'Study Interests'. The 'Interests' section is titled 'Interests: Your career interests' and is divided into 'People' and 'Information' categories. The 'People' category includes 'Caring for people', 'Advising people', and 'Persuading people'. The 'Information' category includes 'Writing & speaking', 'Computers', and 'Analysing numbers'. Each item has a horizontal progress bar. A 'Next Step' button labeled 'Your Work Style >' is visible. A 'Retake Questionnaire' button is highlighted with a yellow arrow. The MyISG Life Program logo is in the bottom right corner.

Category	Item	Progress
People	Caring for people	High
	Advising people	Medium
	Persuading people	Medium-Low
Information	Writing & speaking	Low
	Computers	High
	Analysing numbers	Medium-Low

If not complete - please **Complete** the **Priorities Questionnaire** in the “About Me” Section.  
You can also do **Study Interests** if you have time.

The screenshot displays the Morrisby user interface. At the top, there is a navigation bar with the Morrisby logo on the left and the user's name 'Ian SharpC061020' on the right. The main content area is titled 'What to do next' and includes a sub-header 'Share your results and selections with your parents or guardian.' and a timer '3 minutes'. Below this, there are three main sections: 'About me', 'My choices', and 'Progress'. Each section has a 'Status' bar and a list of items with 'Start' buttons. A red arrow points to the 'Study Interests' item in the 'About me' section.

**Home** | **About Me** | **My Choices** | **Progress** Ian SharpC061020

### What to do next

Share your results and selections with your parents or guardian.

⌚ 3 minutes

← — — — →

#### About me

Status

- Aspirations >
- Aptitudes
- Personality
- Priorities Start
- Study Interests Start

#### My choices

Status

- Careers 0 >
- Qualifications 0 >
- Destinations 0 >
- Apprenticeships 0 >
- Planner >

#### Progress

Status

- Action Plan 0 >
- Activities
- Essential Skills 0 >
- Passport
- Applications

Resources

☰ ☱ ☲

# Please Review Your Aspirations Results As They May Have Changed

- Look at and Review your Aspirations Profile in the **ABOUT ME section**
- What does your Interests Profile tell you about your main Career Interests?
- Are there any surprises in your Profile?




# Review Your Profile and Explore Each Section




Interests      Work Style      Workplace      Priorities      Study Interests

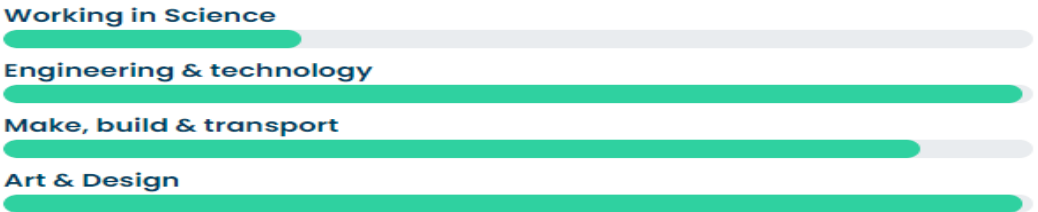
## People



## Information



## Things



### Specialist Interests i

Category	Progress
Sport	30%
Art or Design	90%

### Career Families

How interested are you in each of the 49 career families which make up the world of work.

World of Work chart

### Retake Questionnaire ∨

# You Can Now Explore Your Career Matches Now Select My Choices

The screenshot shows a user interface for a career guidance application. At the top, there is a navigation bar with the Morrisby logo on the left and the user's name 'Ian SharpC061020' on the right. The main content area is titled 'What to do next' and includes a sub-header 'Share your results and selections with your parents or guardian.' and a timer '3 minutes'. Below this, there are three main panels: 'About me', 'My choices', and 'Progress'. The 'Progress' panel is highlighted with a red arrow. At the bottom, there is a 'Resources' section and a mobile navigation menu.

**Home** | About Me | **My Choices** | Progress

Ian SharpC061020

### What to do next

Share your results and selections with your parents or guardian.

⌚ 3 minutes

← — — — →

#### About me

Status

Aspirations >

Aptitudes

Personality

Priorities Start

Study Interests Start

#### My choices

Status

Careers 0 >

Qualifications 0 >

Destinations 0 >

Apprenticeships 0 >

Planner >

#### Progress

Status

Action Plan 0 >

Activities

Essential Skills 0 >


Passport

Applications

Resources

☰ ☱ ☲

# Make Sure the Buttons are Green & then Favourite Your Careers Choices



## Careers: Your suggestions and favourites


### Your top suggestions

#### Careers Level Degree to Competitive Deg

Change your qualification level

#### Focus On

- Interests
- Specialist Interests



#### What if I...?


- Obtained a competitive degree
- Focused on Apprenticeships



Career



Children's Nurse



95%




Career



Adult Nurse



91%



Career



Mental Health Nurse



91%



### Favourites

- GP Practice Manager
- Hospital Doctor
- GP (Doctor)

Show my favourite careers

### Search

What are you looking for? 

Search

Clear

### Explore

Investigate a whole range of career families



# Please Review Your Careers Choices As They May Have Changed

- Look at and Review your Career suggestions and Choices
- Go to **MY CHOICES** - Do the career suggestions reflect any of your own career ideas? If yes which ones? If no, can you work out why?
- Are there any **CHANGES** to the Careers suggestions based on your new answers?

# My Choices - Careers

## Please Explore The Qualification Routes

For 1 or 2 careers in your favourites shortlist 

**Explore** the options and qualification routes by clicking on the **JOB TITLE**.

For each Career this will show:

- An Overview of the Job and Key Facts and Salary
- What it takes (skills you need) and what this job involves
- It may have some VIDEOS you can watch at home
- **BECOME SECTION** lists qualification routes (see NEXT SLIDE)
- **ROUTES** shows education and training routes into job role (see NEXT SLIDE)
- **Resources** – is links to information about this career you might find useful

# BECOME section

# Pharmacist



Your  
rating



100%

One of your Favourites



## Become

You will need

- ✓ a GCSE (4+/A\*-C) in English
- ✓ a GCSE (4+/A\*-C) in maths
- ✓ GCSEs (4+/A\*-C) in at least 2 science subjects (or double science)
- ✓ a GCSE (4+/A\*-C) in chemistry (or double science)
- ✓ an A-level in maths, physics or biology
- ✓ an A-level in chemistry
- ✓ an accredited degree in pharmacy

### Academic and Vocational Notes

You must be registered to work as a pharmacist, to do this you need to study a four year MPharm degree that is accredited by the General Pharmaceutical Council (GPhC). Check out the main entry requirements for individual [al courses before you apply.](#)

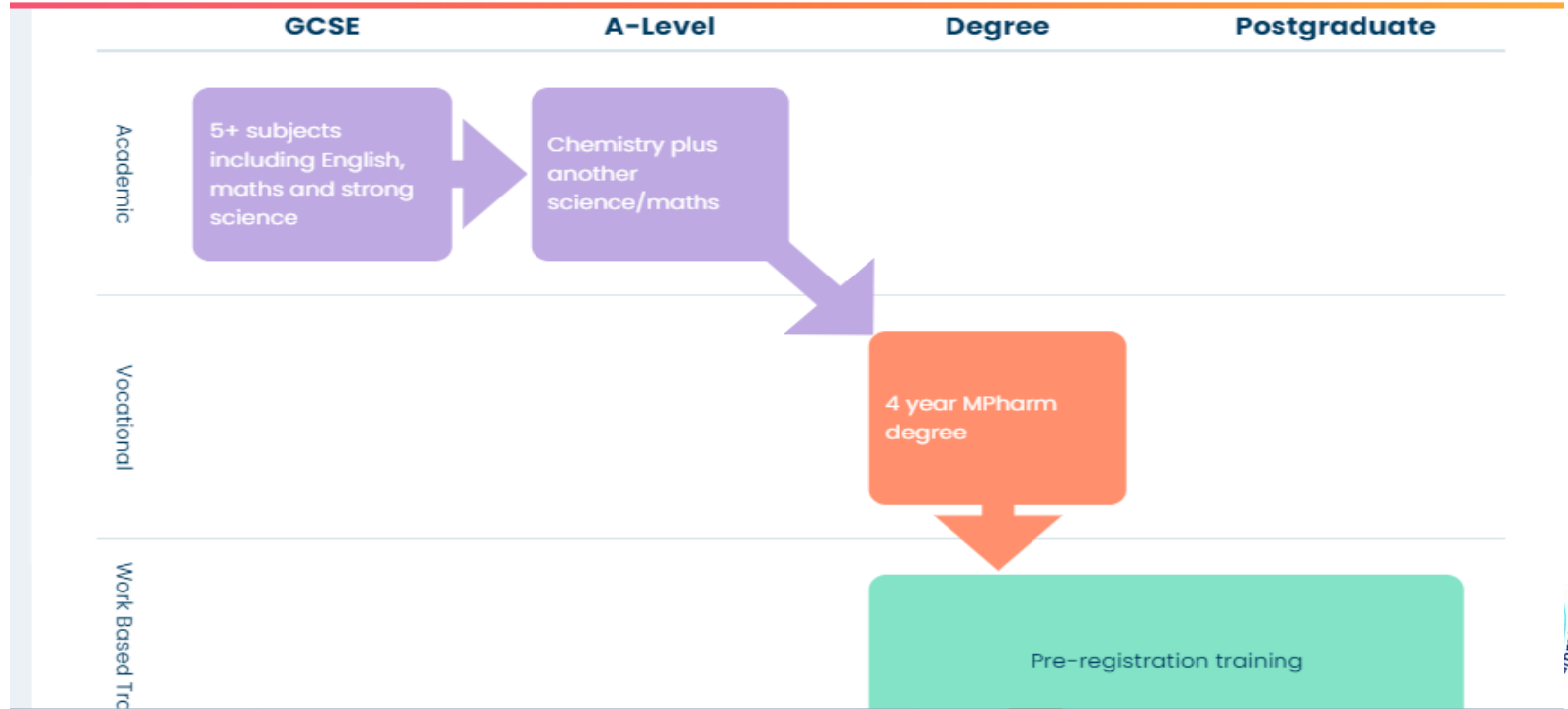
# EDUCATION ROUTES In

## Pharmacist

Your rating



One of your Favourites



# RESOURCES section

## Pharmacist

Your  
rating

 100%

One of your Favourites 

### Resources

#### Useful Links

- ✓ Pharmacist (NCS)
- ✓ NHS Careers
- ✓ Community Pharmacist (Prospects)
- ✓ Hospital Pharmacist (Prospects)

#### Professional Bodies

- ✓ Royal Pharmaceutical Society
- ✓ General Pharmaceutical Council
- ✓ National Pharmacy Association
- ✓ Ass. of British Pharmaceutical Industry

#### Case Studies

- ✓ Pharmacist: Julie (NHS)
- ✓ How to become a pharmacist: Usman's story (BBC Bitesize)
- ✓ Clinical Pharmacist: Chloe (NHS)
- ✓ Consultant Pharmacist: Narinder (NHS)



# Please Enter GCSE Subjects you are considering

The screenshot shows a navigation menu with the following items: Home, About Me, My Choices (highlighted in orange), Progress, and Locker. Below the menu are icons for Careers, Subjects (underlined), Destinations, and Planner. A 'Back to Manage' button is in the top right. Below the menu are three tabs: 'Options at 13/14' (selected), 'Options at 16', and 'Vocational Routes'. The main content area shows 'Currently viewing GCSE' with an information icon. Below is a table with columns for 'Title', 'Taking', and 'Expected Grade'. The 'Taking' column has three buttons: a green checkmark, a question mark, and a red X. The 'Expected Grade' column has a dropdown menu with 'Please select' and a downward arrow. A red arrow points from 'My Choices' to 'Subjects', and another red arrow points from 'Options at 13/14' to the 'Taking' column of the table. A third red arrow points from the 'Taking' column of the 'Biology' row to the right.

Title	Taking	Expected Grade
Biology	<input checked="" type="checkbox"/> <input type="checkbox"/> ? <input type="checkbox"/> X	Please select ▾
Chemistry	<input checked="" type="checkbox"/> <input type="checkbox"/> ? <input type="checkbox"/> X	Please select ▾
Mathematics	<input checked="" type="checkbox"/> <input type="checkbox"/> ? <input type="checkbox"/> X	Please select ▾

# Extension Activities in Morrisby – Progress Section

You can create a **Goal** – for example GCSE results or Career Path

You can create **Action Plans** on how you will reach this Goal

You can also **LOG your Activities** that may relate to your Career Learning such as your hobbies and interests, work experience and volunteering.

The screenshot shows the Morrisby Progress section interface. At the top, there is a navigation bar with links for Home, About Me, My Choices, Progress (highlighted in orange), and Locker. On the right side of the navigation bar, it says 'Currently Viewing Sample Year 7 Student' with a document icon. Below the navigation bar, there are three main sections: 'Action Plan' (with a clipboard icon), 'Activities' (with a person icon), and 'Essential Skills' (with a circular icon). A red arrow points to the 'Action Plan' section. Another red arrow points to the 'Activities' section. Below the 'Activities' section, there is a message 'No Goals added' and a red button labeled 'Create a Goal'. A third red arrow points to the 'Create a Goal' button.

## Extra Activities

Here is the link to the Videos from our alumni which you can watch and discuss with students

<https://web.microsoftstream.com/group/60f8aa3c-3542-450b-82fa-36c38989da1e>



# If needed Morrisby Videos and Links

- Morrisby My Progress Video <https://youtu.be/dsLrFOaXdqk>
- Morrisby Resources Video <https://youtu.be/6gh8-s6x3z4>
- An 8 min “Morrisby Careers” Video which explains more about their Profile and how to use the Morrisby website  
[https://youtu.be/0m\\_k2OFTIFQ](https://youtu.be/0m_k2OFTIFQ)